



# REFPLUS<sup>®</sup>

## Kompact INDUSTRIAL WALK-IN UNIT COOLERS AND FREEZERS

Compact,  
draw through,  
high velocity unit

EKA Models for  
coolers above +34°F  
Capacity from 14000  
to 63000 Btu/hr/10°F T.D.



Models **EKE, EKR** and **EKT**  
for coolers and freezers  
from -20°F to +34°F  
Capacity from 13000  
to 60000 Btu/hr/10°F T.D.



# EK SERIES



## EKA

FOR COOLERS ABOVE +34°F

### AIR DEFROST

MODEL	CFM	CAPACITY (MBH)				FAN MOTOR ELECTRICAL DATA						R-404A, R507 OPERATING CHARGE (LBS)
		8°F TFD	10°F TFD	12°F TFD	15°F TFD	FULL LOAD AMPERE						
						QTY	240V/1/60	208V	240V	480V	600V	
EKA-1400	2100	11.2	14.0	16.8	21.0	1	1.6	N/A	N/A	N/A	N/A	2.9
EKA-1600	1900	12.8	16.0	19.2	24.0	1	1.6	N/A	N/A	N/A	N/A	4.4
EKA-1800	3200	14.4	18.0	21.6	27.0	2	3.2	2.8	2.8	1.1	0.7	3.6
EKA-2100	2800	16.8	21.0	25.2	31.5	2	3.2	2.8	2.8	1.1	0.7	5.4
EKA-2400	4100	19.2	24.0	28.8	36.0	2	3.2	2.8	2.8	1.1	0.7	5.3
EKA-3000	3500	24.0	30.0	36.0	45.0	2	3.2	2.8	2.8	1.1	0.7	7.9
EKA-3600	5700	28.8	36.0	43.2	54.0	3	4.8	2.8	2.8	1.1	0.7	7.0
EKA-4200	5100	33.6	42.0	50.4	63.0	3	4.8	2.8	2.8	1.1	0.7	10.5
EKA-5400	6600	43.2	54.0	64.8	81.0	4	6.4	4.2	4.2	1.7	1.1	13.0
EKA-6300	8000	50.4	63.0	75.6	94.5	5	8.0	5.5	5.5	2.3	1.4	15.6

\*Standard units are 8 FPI, for 4 FPI multiply capacity by 0.75

## EKE

FOR COOLERS AND FREEZERS FROM -20°F TO +34°F

### ELECTRIC DEFROST

MODEL	CFM	CAPACITY (MBH @ 10°F TFD)				FAN MOTOR ELECTRICAL DATA					DEFROST HEATER ELECTRICAL DATA					R404A, R507 OPERATING CHARGE (LBS)					
		-30°F	-20°F	0°F	+20°F	FULL LOAD AMPERE					DEFROST HEATERS KW										
						QTY	240V/1/60	208V/240V	480V	600V	240V/1/60	208V	240V	480V	600V		240V/1/60	208V	240V	480V	600V
EKE-1300	2200	10.5	11.1	12.0	13.0	1	1.6	N/A	N/A	N/A	3.0	N/A	N/A	N/A	N/A	12.5	N/A	N/A	N/A	N/A	5.2
EKE-1500	2000	12.2	12.8	13.9	15.0	1	1.6	N/A	N/A	N/A	3.0	N/A	N/A	N/A	N/A	12.5	N/A	N/A	N/A	N/A	7.8
EKE-1700	3300	13.8	14.5	15.7	17.0	2	3.2	2.8	1.1	0.7	3.8	3.8	5.1	4.1	4.8	16.0	10.7	12.3	4.9	4.6	6.4
EKE-2000	2900	16.2	17.0	18.5	20.0	2	3.2	2.8	1.1	0.7	3.8	3.8	5.1	4.1	4.8	16.0	10.7	12.3	4.9	4.6	9.7
EKE-2200	4200	17.8	18.7	20.4	22.0	2	3.2	2.8	1.1	0.7	5.8	5.8	7.7	6.1	7.2	24.0	16.0	18.5	7.4	6.9	9.5
EKE-2900	3700	23.5	24.7	26.8	29.0	2	3.2	2.8	1.1	0.7	5.8	5.8	7.7	6.1	7.2	24.0	16.0	18.5	7.4	6.9	14.2
EKE-3400	5950	27.5	28.9	31.5	34.0	3	4.8	2.8	1.1	0.7	7.7	7.7	10.2	8.2	9.6	<sup>(1)</sup> 32.0	21.3	24.6	9.9	9.2	12.5
EKE-4000	5200	32.4	34.0	37.0	40.0	3	4.8	2.8	1.1	0.7	7.7	7.7	10.2	8.2	9.6	<sup>(1)</sup> 32.0	21.3	24.6	9.9	9.2	18.8
EKE-5000	6750	40.5	42.5	46.3	50.0	4	6.4	4.2	1.7	1.1	9.6	9.6	12.8	10.2	12.0	<sup>(1)</sup> 40.0	26.6	30.8	12.3	11.5	23.3
EKE-6000	8200	48.6	51.0	55.5	60.0	5	8.0	5.5	2.3	1.4	11.5	11.5	15.3	12.3	14.4	<sup>(1)</sup> 48.0	32.0	36.9	14.8	13.9	27.8

\*Standard units are 6 FPI, for 4 FPI multiply capacity by 0.85

<sup>(1)</sup> Power supply as pilot duty only (see wiring diagram)

## EKR/EKT

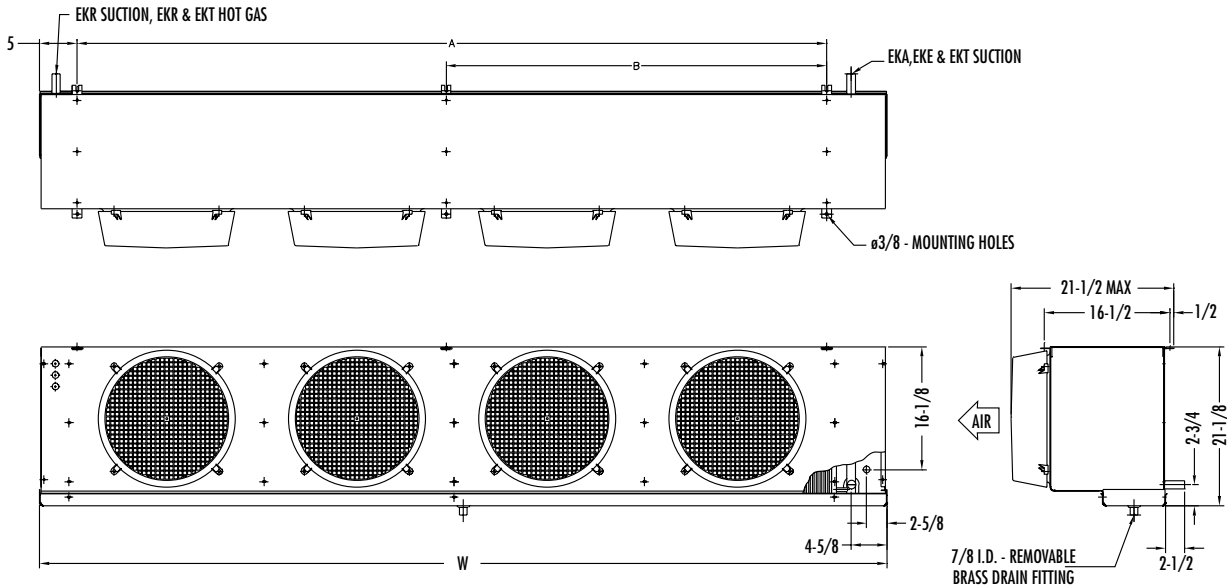
FOR COOLERS AND FREEZERS ABOVE -20°F TO +34°F

### GAS DEFROST

MODEL	CFM	CAPACITY (MBH @ 10°F TFD)				FAN MOTOR ELECTRICAL DATA					R-404A, R507 OPERATING CHARGE (LBS)	
		-30°F	-20°F	0°F	+20°F	FULL LOAD AMPERE						
						QTY	240V/1/60	208V	240V	480V		600V
EK(R)(T)-1300	2200	10.5	11.1	12.0	13.0	1	1.6	N/A	N/A	N/A	N/A	2.9
EK(R)(T)-1500	2000	12.2	12.8	13.9	15.0	1	1.6	N/A	N/A	N/A	N/A	4.4
EK(R)(T)-1700	3300	13.8	14.5	15.7	17.0	2	3.2	2.8	2.8	1.1	0.7	3.6
EK(R)(T)-2000	2900	16.2	17.0	18.5	20.0	2	3.2	2.8	2.8	1.1	0.7	5.4
EK(R)(T)-2200	4200	17.8	18.7	20.4	22.0	2	3.2	2.8	2.8	1.1	0.7	5.3
EK(R)(T)-2900	3700	23.5	24.7	26.8	29.0	2	3.2	2.8	2.8	1.1	0.7	7.9
EK(R)(T)-3400	5950	27.5	28.9	31.5	34.0	3	4.8	2.8	2.8	1.1	0.7	7.0
EK(R)(T)-4000	5200	32.4	34.0	37.0	40.0	3	4.8	2.8	2.8	1.1	0.7	10.5
EK(R)(T)-5000	6750	40.5	42.5	46.3	50.0	4	6.4	4.2	4.2	1.7	1.1	13.0
EK(R)(T)-6000	8200	48.6	51.0	55.5	60.0	5	8.0	5.5	5.5	2.3	1.4	15.6

- Use EKR model for reverse cycle defrost with hot gas drain pan grid.
- Use EKT model for three pipe defrost with hot gas drain pan grid.

\*Standard units are 6 FPI, for 4 FPI multiply capacity by 0.85



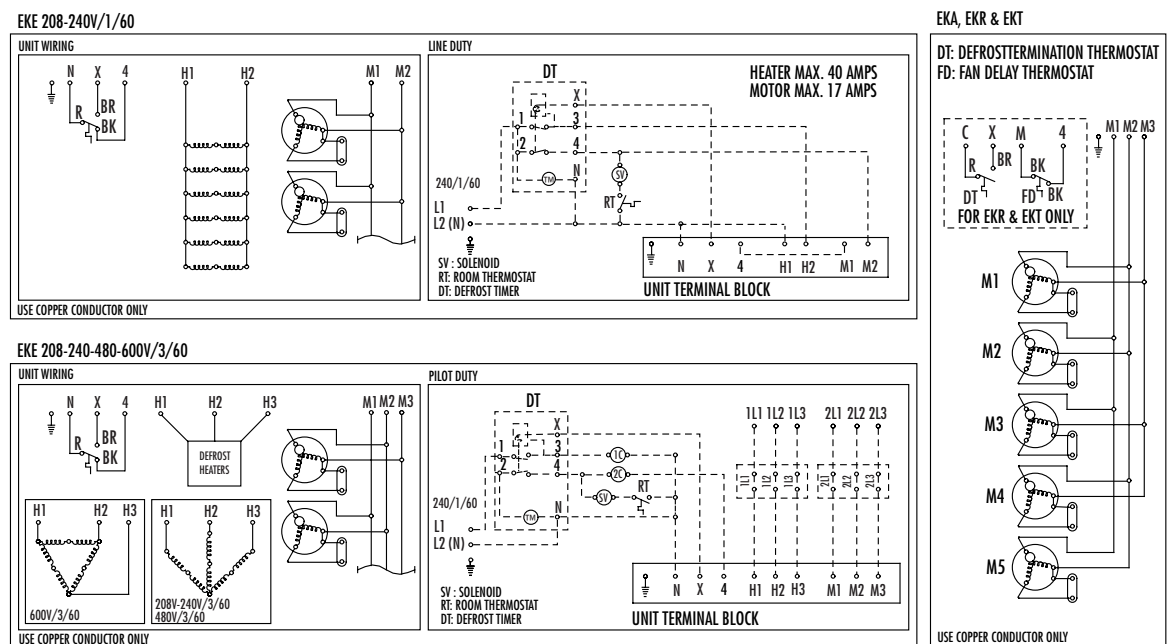
## EK SERIES

MODEL	SHIPPING WEIGHT (LBS)	MODEL	SHIPPING WEIGHT (LBS)	MODEL	SHIPPING WEIGHT (LBS)	FAN QTY	UNIT DIMENSIONS INCHES			CONNECTION (INCHES)		
							W	A	B	LIQUID	SUCTION	EKT HOT GAS
EKA-1400	100	EKE-1300	110	EK(R)(T)-1300	108	1	43	30 3/4	-	1/2	7/8	7/8
EKA-1600	110	EKE-1500	121	EK(R)(T)-1500	118	1	43	30 3/4	-	1/2	7/8	7/8
EKA-1800	153	EKE-1700	168	EK(R)(T)-1700	165	2	51	38 3/4	-	1/2	1 1/8	7/8
EKA-2100	167	EKE-2000	184	EK(R)(T)-2000	180	2	51	38 3/4	-	1/2	1 1/8	7/8
EKA-2400	196	EKE-2200	216	EK(R)(T)-2200	211	2	71	58 3/4	-	1/2	1 1/8	7/8
EKA-3000	214	EKE-2900	235	EK(R)(T)-2900	230	2	71	58 3/4	-	7/8	1 1/8	1 1/8
EKA-3600	243	EKE-3400	267	EK(R)(T)-3400	261	3	91	78 3/4	26 11/16	7/8	1 3/8	1 1/8
EKA-4200	264	EKE-4000	290	EK(R)(T)-4000	284	3	91	78 3/4	26 11/16	7/8	1 3/8	1 1/8
EKA-5400	313	EKE-5000	344	EK(R)(T)-5000	337	4	111	98 3/4	50	7/8	1 3/8	1 1/8
EKA-6300	361	EKE-6000	397	EK(R)(T)-6000	388	5	131	118 3/4	48	7/8	1 3/8	1 1/8

• Operating charges are based on 30% liquid, 70% vapor at 25°F suction.

• For R-134a or R-22 refrigerant charge multiply R404A by 1.09  
 • Air throw for EK series: 40 to 50 ft

## WIRING DIAGRAMS



# COMPACT INDUSTRIAL WALK-IN UNIT COOLERS AND FREEZERS

## APPLICATIONS:

- **EKA** Models are for coolers +34°F and above.
- **EKE, EKR** and **EKT** Models are for coolers and freezers ranging from -20°F to +34°F.

## SPECIFICATIONS:

High velocity **EK** series are a single coil construction for an air distribution directed towards the center of the room. Fans draw air through the evaporator coil and discharge through the fan guards on the front of the unit.

Coils are manufactured with seamless deoxidized heavy wall smooth copper tubes and aluminum plate fins. For a maximum heat transfer, the tubes are mechanically expanded into self spaced plate fins with full collar for a permanent bond. Connections and bends are brazed with high temperature brazing alloy. Coils are factory leak tested at 400 psig and purged with a -40°F dew point dry air. Coils are circuited for HCFC and HFC refrigerant.

The casing material for standard **EK** series is heavy gage textured aluminum. All units come with stainless steel or plated hardware for a light weight assembly.

All units are provided with a removable (7/8" I.D.) brass drain fitting for easy installation and cleaning.

Heavy duty fan motors are provided for long life and dependable service. They are permanently lubricated and thermally protected. They are available for 208-240/1/60, 480/1/60 and 600/1/60. They are wired for three phase application.

Fan blades are aluminum made and stamped to an aluminum hub for light weight. Fan assemblies are statically and dynamically balanced for smooth and vibration free operation.

Fan guards are injection moulded polymer for consistency of dimensions and full protection of moving parts. Fan guards are shaped to improve air throw and to reduce noise level.

All units are assembled with corrosion free material and components.


**EKE** Models are provided with a non-adjustable defrost termination and fan delay thermostat. All units feature incoloy low watt density tubular heaters. They are imbedded within the coil for positive defrost and high energy efficiency. This allows to reduce heat gain in coolers and freezers. They are available for 208-240/1/60, 208-240/3/60, 480/3/60 and 600/3/60. All units use proper quantity of heaters for a even phase loading.

**EKR** and **EKT** Models are provided with a sealed non-adjustable fan delay thermostat, defrost termination thermostat and a hot gas defrost drain pan grid. Use **EKR** model for reverse cycle defrost or **EKT** model for three pipe defrost.

All models are provided with terminal block(s) for easier field wiring. Terminals are clearly identified to match wiring diagram which is supplied with the unit.

All walk-in unit coolers are modular construction, using a minimum of different parts to simplify replacement and to reduce inventory.

Specifications subject to change without notice



EK-09-00-R2-5K

Head Office: 1385, De Coulomb, Boucherville (Qc) Canada J4B 7L8  
Tel.: (450) 641-2665 • Fax: (450) 641-4554 • Toll Free: 1-888-816-2665

Internet: [www.refplus.com](http://www.refplus.com)