

REFPLUS®

EUROLINE REACH-IN COOLERS



UDA Models

Ideal for coolers above + 34°F

- Dual flow, top mounted
- Capacity from 900 to 3300 Btu/hr/10°F.T.D



USA Models

Ideal for coolers above + 34°F

- Single flow, top mounted
- Capacity from 1000 to 5500 Btu/hr/10°F.T.D



UDA DOUBLE FLOW



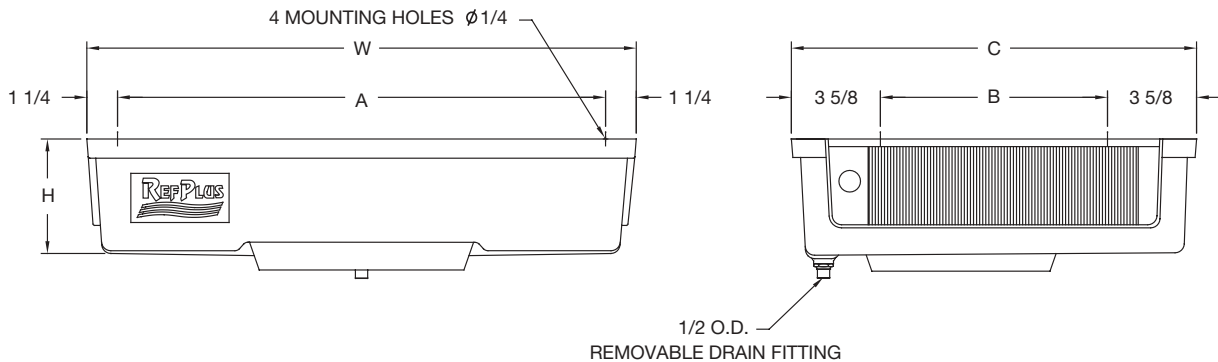
UDA

APPLICATIONS: COOLERS ABOVE +34°F

AIR DEFROST

MODEL	CFM	CAPACITY BTU/H				FAN MOTORS		R-134A OPERATING CHARGE (lb.)
						120V		
		8°FDT	10°FDT	12°FDT	15°FDT	QTY	FLA	
UDA 090-1	220	720	900	1080	1350	1	0.40	0.3
UDA 110-1	200	880	1100	1320	1650	1	0.40	0.5
UDA 130-1	240	1040	1300	1560	1950	1	0.40	0.5
UDA 150-1	220	1200	1500	1800	2250	1	0.40	0.6
UDA 180-1	210	1440	1800	2160	2700	1	0.40	0.8
UDA 230-1	410	1840	2300	2760	3450	1	0.74	0.7
UDA 280-1	400	2240	2800	3360	4200	1	0.74	0.9
UDA 330-1	440	2640	3300	3960	4950	1	0.74	1.2

Notes
 Operating charge is based on 30% liquid, 70% vapor at 25°F suction
 Use R-134a charge for R-22
 Use suffix 1 for 120/1/60 and suffix 2 for 240/1/60 power supply
 Use suffix 2 for 200/220/1/50, multiply capacity by 0.92



MODEL	UNIT DIMENSIONS					CONNECTIONS		R-134A OPERATING CHARGE (lb.)	SHIPPING WEIGHT (lb.)
	INCHES					LIQ.	SUCT.		
	W	H	A	B	C	F.N.	O.D.		
UDA 090	22 1/2	5	20	9 1/4	16 1/2	1/2	3/8	0.3	15.0
UDA 110	22 1/2	5	20	9 1/4	16 1/2	1/2	3/8	0.5	16.0
UDA 130	22 1/2	5	20	9 1/4	16 1/2	1/2	3/8	0.5	16.0
UDA 150	22 1/2	5	20	9 1/4	16 1/2	1/2	3/8	0.6	17.5
UDA 180	22 1/2	5	20	9 1/4	16 1/2	1/2	3/8	0.8	18.5
UDA 230	24 1/8	6	21 5/8	12 1/4	19 1/2	1/2	3/8	0.7	19.0
UDA 280	24 1/8	6	21 5/8	12 1/4	19 1/2	1/2	3/8	0.9	20.0
UDA 330	24 1/8	6	21 5/8	12 1/4	19 1/2	1/2	3/8	1.2	23.0

Internally equalized expansion valve is required

USA SINGLE FLOW



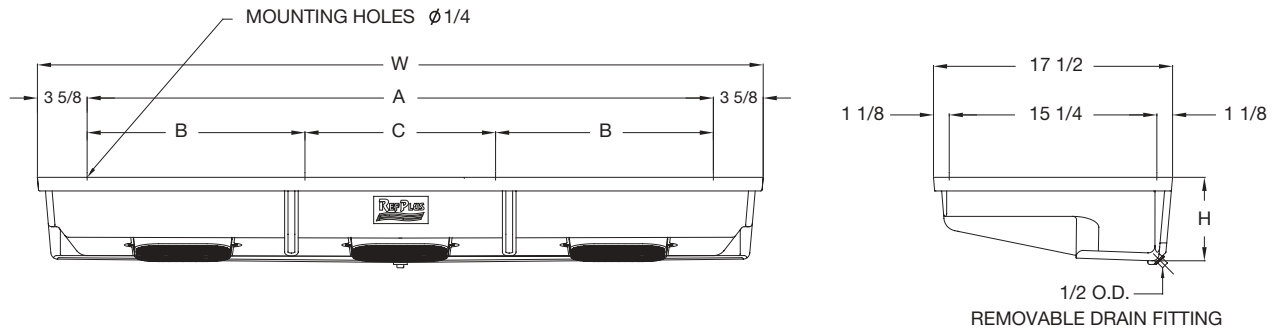
USA

APPLICATIONS: COOLERS ABOVE +34°F

AIR DEFROST

MODEL	CFM	CAPACITY BTU/H				FAN MOTORS		R-134A OPERATING CHARGE (lb.)
						120V		
		8°FDT	10°FDT	12°FDT	15°FDT	QTY	FLA	
USA 100-1	215	800	1000	1200	1500	1	0.7	0.4
USA 130-1	205	1040	1300	1560	1950	1	0.7	0.5
USA 150-1	240	1200	1500	1800	2250	1	0.7	0.6
USA 180-1	230	1440	1800	2160	2700	1	0.7	0.8
USA 230-1	430	1840	2300	2760	3450	2	1.4	0.8
USA 300-1	410	2400	3000	3600	4500	2	1.4	1.0
USA 450-1	670	3600	4500	5400	6750	3	2.1	1.5
USA 550-1	660	4400	5500	6600	8250	3	2.1	1.8

Notes
 Operating charges are based on 30% liquid, 70% vapor at 25°F suction
 Use R-134a charge for R-22
 Use suffix 1 for 120/1/60 and suffix 2 for 240/1/60 power supply
 Use suffix 2 for 200/220/1/50, multiply capacity by 0.92



MODEL	UNIT DIMENSIONS						CONNECTIONS		SHIPPING WEIGHT (lb.)
	INCHES						LIQ.	SUCT.	
	W	H	D	A	B	C	F.N.	O.D.	
USA 100	21 1/2	5 1/8	17 5/8	14 1/4	-	-	1/2	3/8	13.5
USA 130	21 1/2	5 1/8	17 5/8	14 1/4	-	-	1/2	3/8	13.5
USA 150	29 1/2	5 1/8	17 5/8	22 1/4	-	-	1/2	3/8	17
USA 180	29 1/2	5 1/8	17 5/8	22 1/4	-	-	1/2	3/8	18
USA 230	37 1/2	5 1/8	17 5/8	30 1/4	14 1/4	1 3/4	1/2	3/8	19.5
USA 300	37 1/2	5 1/8	17 5/8	30 1/4	14 1/4	1 3/4	1/2	3/8	21.5
USA 450	53 1/4	6 1/8	17 5/8	46	16	14	*1/2	5/8	37
USA 550	53 1/4	6 1/8	17 5/8	46	16	14	*1/2	5/8	39

Internally equalized expansion valve is required
 * Externally equalized expansion valve is required with these models

REACH-IN UNIT COOLERS

APPLICATIONS:

UDA and **USA** Models are for coolers +34°F and above.

SPECIFICATIONS:

UDA models are of a dual coil construction for an equal air distribution on both sides of the unit. The fans draw air upward through the fan guard and discharge it through each evaporator coil.

USA models are of a single coil construction for an air distribution directed towards the back of the cooler. Fans draw air through the fan guards and discharge it through the evaporator coil on the rear end of the unit.

Coils are manufactured with seamless deoxidized heavy wall smooth copper tubes and aluminum plate fins. For maximum heat transfer, tubes are mechanically expanded into self-spaced plate fins with full collar for a permanent bond. Connections and bends are brazed with a high temperature-brazing alloy. Coils are factory leak tested at 400 psig and purged with a -40°F dew point dry air. Coils are circuited for HCFC and HFC refrigerants.

The **EUROLINE** reach-in unit cooler casings are vacuum-formed polymer and heavy-gauge aluminum top with stainless steel or plated hardware for a light weight and corrosion-free assembly. They are provided with a universal thermostat-mounting bracket.

To avoid any risk of sweating, all units are supplied with a double drain pan.

All units are provided with a removable 1/2" O.D. aluminum drain fitting for easier installation and cleaning.

UDA Models

Heavy-duty fan motors are provided for long life and dependable service. These motors are permanently lubricated by extra large oil reservoirs, 30,000 average operating hours, totally enclosed and thermally protected. They are available for 120/1/60 or 208-240/1/60. Note: 208/240/1/60 volt motors can also be used for 200-230/1/50.

Hubless fan blades are stamped aluminum for light weight. Fan assembly is balanced for smooth and vibration free operation.

USA Models

Heavy-duty fan motors are provided for long life and dependable service. These motors are permanently lubricated by a large oil reservoir. They are available for 120/1/60 or 208-240/1/60.

Note: 208/240/1/60 volt motors can also be used for 200-220/1/50.


Fan blades are injection-molded polymers for corrosion protection and for consistency of dimensions.

Fan guards are injection-molded polymers for consistency of dimensions and full protection of moving parts.

All models are provided with terminal blocks for easier field wiring. Terminals are clearly identified to match wiring diagrams supplied with the unit.

All reach-in unit coolers are of modular design using a minimum of different parts to simplify replacement and to reduce inventory.

Specifications are subject to change without notice.



Head Office: 1385, De Coulomb, Boucherville (Qc) Canada J4B 7L8
Tel.: (450) 641-2665 • Fax: (450) 641-4554 • Toll Free: 1-888-816-2665

www.refplus.com